



**DOORCO**  
COMPOSITE DOORS



# Welcome to the DOORCO Composite Door

We are the manufacturer of the DOORCO composite door, which is designed exclusively for the UK market. The unique designs and construction have made it a door product of choice within the retail, new build and replacement housing construction sectors.

DOORCO UK is in a unique position thanks to our state-of-the-art automated production facility in South Korea, with which we work in close partnership. The DOORCO door offers a high level of security, with increased resistance to forced entry, and reinforced GRP skins as standard. It has passed the rigours of PAS 24 in line with Approved Document Q. With DOORCO, the emphasis is firmly on choice with regards supply to our customers.

Volume users looking for the most cost effective solution or an alternative specification to meet individual requirements can order containers from our Korea facility. Whilst our UK distribution centre provides next day delivery on door blanks from stock and a 4 day service on prepped doors with full options, including cassette and glass supply from market leaders RegaLead and ODL, as well as bespoke paint options from our in-house paint line.





Door Style: Carnoustie  
Door Colour: Cream White  
Decorative Glass: Dorchester Amber





**A**

### Composite Construction and GRP Skins


Manufactured using grained reinforced GRP skins, our industry leading composite door slab is the closest in appearance to wood, but without the associated maintenance requirements. Maintaining the kerb appeal of traditional timber, the construction of our door surpasses other alternatives, incorporating an LVL (Laminated Veneer Lumber) subframe to provide the strength and rigidity required for modern homes. The door protects you home from the elements, but will have minimal thermal expansion and contraction rates under extreme temperature variations which is perfectly normal. The PU foam core meanwhile reduces heat loss, providing a high level of thermal performance.



**B**

### Reglazeable Cassette System

The industry leading TriSys glazing system from ODL Europe, is a company with a 10+ year heritage in innovation, quality and added value. The game changing, 3 part TriSys glazing system allows easy installation of the glass option, and easy replacement if your choice of glass design were to change, or a breakage were to occur, without changing the front door.



**C**

### Decorative Glass

RegaLead is the largest supplier of decorative components to the glass and door industry, trading in more than 80 countries. The company offers the widest range of traditional and contemporary glass designs, so our customers have infinite options for their front door. As well as being market leaders, innovation is key, with glass specifications providing the lowest U values of any decorative glass on the market; compliance with Document Q P1A (EN356) on Security Plus units, and the pioneering stainless steel Inox glass and glazing systems.

### Glass Colour Options

Certain glass designs lend themselves to colour co-ordination of the glass to complement or contrast your choice of door colour. These are indicated by the above symbol.



### Caming Colour Options

The Simplicity decorative glass is available in either Zinc or Brass coming to complement your door furniture. It is indicated by the above symbol.



### Integrated Venetian Blind

Cleverly encapsulated within the insulated glass cavity, the Venetian blind provides a zero-maintenance solution to our Lytham door style. The blind can be easily raised, lowered and tilted using the unobtrusive fingertip control on the edge of the frame.



**D**

### Suited Furniture


A range of suited door handles, letterplates, door knockers and numerals are usually available, in chrome, gold, white, black and, style dependent, a selection in stainless steel which will be advised at point of order.



**E**

### Security

We recommend all doors should have the most up-to-date security hardware fitted, including multipoint locks and high security cylinders - currently specified as grade TS007.



**F**

### Low Threshold


The majority of doors will be fitted with a thermally broken, low threshold option, which should be Part M compliant. There may also be the option of full frame and PVC cill combinations.

# Thermal Performance

Composite doors are much more thermally efficient than either timber or PVC, and our doors are manufactured to the highest quality standards, making them more thermally efficient by design.

The warm foam core allows the door to have a significantly better 'U' value than traditional timber doors, PVC skinned timber doors and steel doors, and our entire range meets with the requirements of the current Building Regulations.

There are various upgrades to glass options which increase the thermal performance of the door. The combination should keep your home warmer and could help reduce your energy bills.





## Performance

Our door offers a truly appealing finish for the entrance of any home, with a high definition embossed and grained GRP outer skin which will look stunning for years to come. The door offers stability from the elements with its inner core of LVL encased with composite stiles and rails for protection against any water ingress. Our doors usually have a grained PVC edge to the hinge and lock side in either white, stain or paint finish.

The inner core is manufactured from high density polyurethane foam, which offers exceptional thermal efficiency and will help to reduce energy bills in comparison with traditional wooden, steel or PVC skinned solid core doors.



## Colours

With our high performance paint technology and in-house paint line, we can offer a wide range of shades for all of our doors which can even complement the colour options on frames, and so providing a fantastic choice for the home. In most cases the doors come in white as standard on the internal side, however, for your own individual requirements we may be able to offer different or bespoke options, so please speak to your retailer for more information.

## Security - Keeping You Safe

We take security very seriously so we invested some years ago in a new breed of composite door with significantly improved security features which stand up to current and future security standards, including PAS 24 in line with Approved Document Q for new build.



We recommend the use of multipoint locks as standard (which should be engaged at all times and not left on the latch) as well security hardware including TS007 standards, and high security cylinders with anti-pick, anti-bump and anti-snap capabilities. On certain style we would also recommend a high level, multipoint, slam shut lock with key entry plus security escutcheon, providing a traditional rim latch lock.

Glass units which comply with Approved Document Q must contain one pane of class P1A (EN356) glass, which must be 6.8mm, security laminated. This is available as an option on glass within our doors at a reasonable additional cost.

## Glass and Glazing - Making a Personal Statement

The visual impact of your door is enhanced by the choice of glass within. Depending on the style, you will have either a double or triple glazed unit, but all units are supplied as Energy Plus, incorporating 'Low E' glass and Argon gas filled. The glazing cassette system is re-glazeable and has passed the PAS 24 security attack tests. For back door applications you can even benefit from an integrated Venetian Blind, incorporating child-friendly, unobtrusive finger control and no loose cords.

# Traditional Doors

The range of traditional doors are designed to replicate the most popular timber doors and come with highly defined mouldings and realistic wood-grain embossing on the surface. Whether used in a Victorian home, a modern townhouse or a farmhouse cottage, these doors always add to the appearance of the entrance.

These doors are transformed by the choice of decorative glass and colours, with 39 door colours available and a huge range of glass options, from the simple diamonds of Classic, through to the stunning multi-faceted bevelling and black chrome coming of Reflections, these doors can make a real statement.



Carnoustie  
Page 12



Birkdale  
Page 12



Penina  
Page 12



St Andrews  
Page 16



St Andrews Solid  
Page 16



Riviera  
Page 18



Portrush  
Page 18



Sunburst  
Page 18



Troon  
Page 20



Muirfield  
Page 20



Muirfield Solid  
Page 20



Turnberry  
Page 22



Turnberry Grid  
Page 22



Lytham  
Page 24



Lytham Grid  
Page 24



Gleneagles  
Page 26



Belfry  
Page 28



Belfry 3  
Page 28



Sunningdale  
Page 30



Farmhouse  
Page 30



# Contemporary Doors

A selection of styles using a flush, non-moulded, door blank which are glazed either using the TriSys cassette system or, for a more modern European look, with stunning Inox™ stainless steel frames. Available with a range of carefully selected decorative glass options that enhance the look and feel of the door whilst maintaining the clean good looks.



Monza  
Page 32



Monza Solid  
Page 32



Seminole  
Page 34



Chantilly  
Page 36



Vilamoura  
Page 37



Augusta  
Page 38



Augusta Long  
Page 39



Oakmont  
Page 40



Inox Lyon  
Page 42



Inox Monaco  
Page 43



Inox Munich  
Page 44



Inox Nice  
Page 45



Inox Barcelona  
Page 46



Inox Paris/Biarritz  
Page 47

## Sidelight Options

For larger openings, a range of sidelights to complement the composite door are available (see page 49). With a multitude of decorative and complementary glass choices, sidelights are designed to be an integral part of your entrance. For further details, speak to your doorset supplier.




# Door Colour Options

Our colour collection has been specially designed to help you put together the perfect colour palette for your door. Every home is different and our beautiful range of colours combines both muted heritage shades and bolder vibrant options, to harmonise with your home and to keeping it looking good for years to come.

## Standard Colours

We offer a range of 7 external colours with a white interior as standard. Coloured both sides is available as a cost option.



## Premium Colours

Our range of 32 premium colours are created using state-of-the-art coating technologies as used in the yacht industry and maintain the grained timber effect of the door skin. The paint has been prepared to the recommended gloss level which range from a Semi-Matt, Satin or Semi-Gloss sheen dependent upon colour. Door colours and stains shown in this brochure are for guidance only, however due to the nature of the material, batch and print restrictions there may be a difference between them which is unavoidable and for which we cannot accept any liability. We offer a chargeable swatch service for customers who require an individual swatch for guidance.





Marsala



Mulberry



Very Berry



Twilight



French Blue



California



Azure



Cotswold



Wedgewood



Nimbus



Victory Blue



Stormy Seas



Moonshine



Chartwell Green



Emerald



Olive Grove



Agate Grey




Silver Grey



Shadow



Military Grey



Slate



Anthracite



Black Ash / Beck Brown



Irish Oak

# Carnoustie including Birkdale and Penina options

Traditional Doors

Our most popular composite door option which is now available in a choice of three glazing styles.



Door Colour: Chartwell Green | Decorative Glass: Dorchester Green



Carnoustie



Birkdale Option




Penina Option



Door Colour: Slate  
Decorative Glass: Murano Black



Door Colour: Cotswold  
Decorative Glass: Dorchester Blue



Door Colour: Anthracite  
Decorative Glass: Reflections



Door Colour: Stormy Seas  
Decorative Glass: Linear






Door Colour: Marsala  
Decorative Glass: Kensington



Door Colour: Vanilla  
Decorative Glass: Classic



Door Colour: Irish Oak  
Decorative Glass: Flair



Shown with Birkdale glazing option

Door Colour: Cream White  
Decorative Glass: Elegance



Carnoustie  
Glass Design

Door Colour: Twilight  
Decorative Glass: Modena



Door Colour: Chartwell Green  
Decorative Glass: Simplicity Zinc



Shown with Penina glazing option

Door Colour: Diablo  
Decorative Glass: Diamonds



Door Colour: Agate  
Decorative Glass: Symphony



# St Andrews

Traditional Doors



Door Colour: Vanilla | Decorative Glass: Simplicity Zinc


Reminiscent of the door styles of the 1930's, the St Andrews door is available as a solid door option as well as a glazed version.



St Andrews



Solid Option








Door Colour: Twilight  
Decorative Glass: Reflections

Door Colour: Clay  
Decorative Glass: Dorchester Amber



Door Colour: Shadow  
Decorative Glass: Havana

Door Colour: Golden Oak  
Decorative Glass: Simplicity Brass



# Riviera including Portrush option

Traditional Doors

A traditional favourite with just a hint of modern, the Riviera is also available in Portrush and Sunburst options as shown below.



Door Colour: Green | Decorative Glass: Classic



Riviera



Portrush Option




Sunburst Option



Door Colour: Nimbus  
Decorative Glass: Classic



Door Colour: Clotted Cream  
Decorative Glass: Dorchester Green



Door Colour: French Blue  
Decorative Glass: Elegance




Door Colour: Florida  
Decorative Glass: Murano Red



Shown with Portrush glazing option

Door Colour: Mulberry  
Decorative Glass: Reflections



Door Colour: Victory Blue  
Decorative Glass: Kensington



Door Colour: Rosewood  
Decorative Glass: Simplicity Brass



# Troon including Muirfield option

## Traditional Doors



Door Colour: Very Berry | Decorative Glass: Murano Purple

The traditional six-panel door can be enhanced with either two or four small glazing details.



Troon



Muirfield Option




Solid Option



Door Colour: Irish Oak  
Decorative Glass: Classic



Door Colour: Cotswold  
Decorative Glass: Dorchester Blue



Door Colour: Stormy Seas  
Decorative Glass: Reflections



Shown with Muirfield glazing option


Door Colour: Chartwell Green  
Decorative Glass: Simplicity Zinc



Door Colour: Bolero  
Decorative Glass: Kensington



Door Colour: Anthracite  
Decorative Glass: Murano Black



# Turnberry

Traditional Doors

The large glazed area of the Turnberry can also be enhanced with the GridLite option.



Door Colour: Cotswold | Decorative Glass: French Sapphire



Turnberry



GridLite Option






Door Colour: Slate  
Decorative Glass: Modena




Door Colour: Very Berry  
Decorative Glass: Murano Purple




Door Colour: Cream White  
Decorative Glass: Reflections




Door Colour: Emerald  
Decorative Glass: Simplicity Zinc



Door Colour: Black  
Decorative Glass: French Onyx



Door Colour: Red  
Decorative Glass: Elegance



Shown with GridLite glazing option

Door Colour: Azure  
Decorative Glass: GridLite Etch



# Lytham

Traditional Doors

With its large glazed area, the Lytham lets light flood through. Also available with GridLite and our unique integral blind option.




Door Colour: Irish Oak | Decorative Glass: Linear



Lytham



GridLite Option





Door Colour: Golden Oak  
Decorative Glass: Elegance




Door Colour: Green  
Decorative Glass: Murano Green



Door Colour: Citrine  
Decorative Glass: Symphony



Door Colour: Olive Grove  
Decorative Glass: Linear



Shown with GridLite glazing option

Door Colour: Clay  
Decorative Glass: GridLite Etch



Door Colour: Moonshine  
Decorative Glass: Reflections



# Gleneagles

Traditional Doors

With its American style, the Gleneagles is proving to be as popular here in the UK.



Door Colour: Slate | Decorative Glass: Reflections



Door Colour: Agate  
Decorative Glass: Simplicity Zinc



Door Colour: Diablo  
Decorative Glass: Symphony



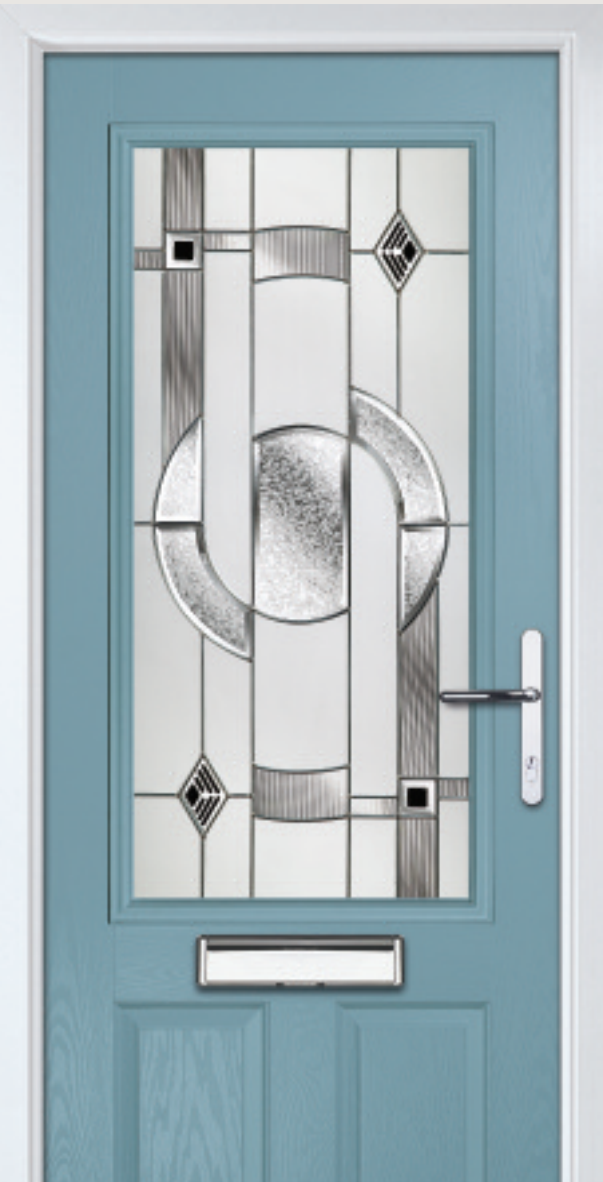
Door Colour: Cream White  
Decorative Glass: Reflections



Door Colour: Black  
Decorative Glass: Designer Etch



Door Colour: Nimbus  
Decorative Glass: Modena



Door Colour: Twilight  
Decorative Glass: Murano Blue




# Belfry

Traditional Doors



Door Colour: Chartwell Green | Decorative Glass: Bullseye


Unlike other 'cottage' doors in the market, the Belfry has a unique 'offset etched' detailing and comes in two glazing styles.



Belfry





Belfry 3





Door Colour: Golden Oak  
Decorative Glass: Bullseye

Door Colour: Cotswold  
Decorative Glass: Simplicity




Shown with Belfry 3 option

Door Colour: Vanilla  
Decorative Glass: Dorchester

Shown with Belfry option

Door Colour: Clay  
Decorative Glass: Murano Black



# Sunningdale

Traditional Doors



Door Colour: Citrine | Decorative Glass: Classic


Unlike other 'cottage' doors in the market, the Belfry has a unique 'offset etched' detailing and comes in two glazing styles.



Sunningdale



Farmhouse Cottage




Door Colour: Slate  
Decorative Glass: Reflections



Door Colour: Moonshine  
Decorative Glass: Classic



Door Colour: Clotted Cream  
Decorative Glass: Symphony



Door Colour: Stormy Seas  
Decorative Glass: Murano



Door Colour: Irish Oak  
Decorative Glass: Simplicity Brass



Door Colour: Victory Blue  
Decorative Glass: Zinc Star



# Monza


Contemporary Doors



With its contemporary linear etched detailing, the Monza is a stunning door available with contemporary glazing detail or as a solid door.



Monza



Solid Option





Door Colour: Diabolo  
Decorative Glass: Tahoe Red



Door Colour: Mulberry  
Decorative Glass: Reflections



Door Colour: Azure  
Decorative Glass: Murano Black



Door Colour: Shadow  
Decorative Glass: Matrix



Door Colour: Clay  
Decorative Glass: Linear



Door Colour: Anthracite  
Decorative Glass: Symphony



# Seminole

Contemporary Doors



Door Colour: Clay | Decorative Glass: Tahoe Black


The Seminole is a very popular contemporary door design with an abundance of glazing options and positions.



Seminole 4



Seminole 3




Door Colour: Golden Oak  
Decorative Glass: Classic



Door Colour: Citrine  
Decorative Glass: Murano



Door Colour: Chartwell Green  
Decorative Glass: Reflections



Door Colour: Florida  
Decorative Glass: Tahoe Black



Shown in Farmhouse Cottage Option

Door Colour: Clotted Cream  
Decorative Glass: Dorchester Amber



Shown in Flush Option

Door Colour: Anthracite  
Decorative Glass: Roma



# Chantilly

Contemporary Doors

The facing curves of the glazing detail make a truly modern statement in the Chantilly door.




Door Colour: Black | Decorative Glass: Murano Black




Door Colour: Agate  
Decorative Glass: Classic



Door Colour: Twilight  
Decorative Glass: Reflections



Door Colour: Nimbus  
Decorative Glass: Murano Blue



Door Colour: Shadow  
Decorative Glass: Roma



Door Colour: Anthracite  
Decorative Glass: Kensington



Door Colour: Marsala  
Decorative Glass: Reflections



Door Colour: Emerald  
Decorative Glass: Tahoe Green




Door Colour: French Blue  
Decorative Glass: Symphony



# Vilamoura

Contemporary Doors

The inline slim glazing details on the Vilamoura door is inspired by the European door look.



# Augusta

Contemporary Doors

With its simple, slim glazed panel and parallel pull handle, the Augusta has a clean modern style.




Door Colour: Clotted Cream | Decorative Glass: Reflections



Door Colour: Bolero  
Decorative Glass: Matrix




Door Colour: Chartwell  
Decorative Glass: Reflections



Door Colour: Victory Blue  
Decorative Glass: Murano Black



Door Colour: Citrine  
Decorative Glass: Simplicity



Door Colour: Azure  
Decorative Glass: Murano Blue



Door Colour: Rosewood  
Decorative Glass: Linear



Door Colour: Clay  
Decorative Glass: Reflections



Door Colour: Olive Grove  
Decorative Glass: Tahoe Green





# Augusta Long

Contemporary Doors

A full length decorative glass alternative to the standard Augusta.



Door Colour: French Blue | Decorative Glass: Linear




# Oakmont

Contemporary Doors

A stunning new design using colour matched cassettes for all colour options.



Door Colour: Golden Oak | Decorative Glass: Montreal




Door Colour: Moonshine  
Decorative Glass: Kensington



Door Colour: Diablo  
Decorative Glass: Lucero



Door Colour: Nimbus  
Decorative Glass: Tahoe Blue




Door Colour: Black  
Decorative Glass: Montreal





# Inox Contemporary Doors

The following range of Inox doors combine the high-performance of GRP composite materials with finely grained 316 grade stainless steel glazing frames. Not only do they add a distinctive European flair, they also give a truly contemporary look and are guaranteed to keep their high shine and stunning looks for years to come.



The Inox door range comes with the stainless steel frames on both the external and internal sides, with triple glazed glass units for additional thermal performance.


# Inox Lyon

Contemporary Doors

Inox Lyon provides a stunning mix of two smaller lites delicately 'bookending' a larger central lite to optimise light penetration whilst maintaining style.



Door Colour: Shadow | Decorative Glass: Roma



Door Colour: Mulberry  
Decorative Glass: Tahoe Purple



Door Colour: Clotted Cream  
Decorative Glass: Tacoma



Door Colour: Twilight  
Decorative Glass: Roma



Door Colour: Moonshine  
Decorative Glass: Kensington



Door Colour: Marsala  
Decorative Glass: Etch Squares




Door Colour: Victory Blue  
Decorative Glass: Symphony



Door Colour: Agate  
Decorative Glass: Tahoe Black



Door Colour: Shadow  
Decorative Glass: Murano Black



# Inox Monaco

Contemporary Doors

With its large single centre lite drawing the eye, the Monaco achieves a bold yet graceful design.



Door Colour: Anthracite | Decorative Glass: Murano Black




# Inox Munich

Contemporary Doors

With its large single centre lite drawing the eye, the Inox Munich achieves a bold yet graceful design.



Door Colour: Green | Decorative Glass: Eiger



Door Colour: French Blue  
Decorative Glass: Tahoe Blue



Door Colour: White  
Decorative Glass: Eiger



Door Colour: Clay  
Decorative Glass: Murano



Door Colour: Green  
Decorative Glass: Lucero




Door Colour: Emerald  
Decorative Glass: Tahoe Black



Door Colour: Slate  
Decorative Glass: Roma

Door Colour: Diablo  
Decorative Glass: Kensington

Door Colour: Chartwell Green  
Decorative Glass: Millennium




# Inox Nice

Contemporary Doors

The Inox Nice door offers a Mediterranean style with four decorative lites that allow the light to stream in without compromising on your privacy.



Door Colour: Twilight | Decorative Glass: Tahoe Blue



# Inox Barcelona

Contemporary Doors

The sweeping grace of the Barcelona design 'oozes' class and sophistication and is proving to be one of our most popular options.



Door Colour: Azure | Decorative Glass: Cielo Blue



Door Colour: Black  
Decorative Glass: Cielo Black




Door Colour: Very Berry  
Decorative Glass: Quartz



Door Colour: Stormy Seas  
Decorative Glass: Yukon



Door Colour: Citrine  
Decorative Glass: Etch



Door Colour: California  
Decorative Glass: Fuego



Door Colour: Marsala  
Decorative Glass: Lindeza



Door Colour: Olive Grove  
Decorative Glass: Etch



Door Colour: Shadow  
Decorative Glass: Tacoma



# Inox Paris

including Biarritz option

Contemporary Doors

The Paris door delivers flair and grace, and with the Biarritz option, you can make a real statement.



Door Colour: Clay 1 Decorative Glass: Fuego Grey



# Composite Door Sizing

Due to the number of PVC-u profiles available to produce our composite door, certain restrictions in size could apply. The sizes below are an estimation only of the typical range using a standard 70mm outer frame with a 50mm internal height and the definitive size range will be confirmed dependent on survey.

			Height with Standard PVC Cill	Height with Low Threshold Cill	Width
	Single Door	Minimum	2003mm	1983mm	823mm
		Maximum	2103mm	2083mm	1022mm
	Door with Single Composite Sidelight	Minimum	2003mm	1983mm	1278mm
		Maximum	2103mm	2083mm	1497mm
	Door with Single Glazed Sidelight	Minimum	2003mm	1983mm	1095mm
		Maximum	2103mm	2083mm	2145mm
	Door with Double Composite Sidelight	Minimum	2003mm	1983mm	1733mm
		Maximum	2103mm	2083mm	1972mm
	Door with Double Glazed Sidelight	Minimum	2003mm	1983mm	1368mm
		Maximum	2103mm	2083mm	3376mm

## Part M Compliance

		Existing Buildings	New Buildings
	Door Width Compliance for Wheelchair Entry	Frame Size	940mm
		Minimum Clear Opening	775mm

## Minimum/Maximum Door Blank Size Chart

	Maximum Height	Minimum Height	Maximum Width	Minimum Width
All door styles where allowed by design with the exceptions below. Please check via the online ordering system.	2013mm	1913mm	914mm	Unglazed: 682mm Glazed: 740mm (45mm) or 715mm (35mm)*
Gleneagles/St Andrews	2013mm	1913mm	904mm	762mm
Monza Solid and Glazed	2013mm	1913mm	914mm	740mm
Side Panels	2013mm	1913mm	352mm	332mm

\* Dependent upon glazing position(s)



# Composite Sidelights

For homes with larger openings, we offer a range of sidelight options to complement your door. This option is available with full, matching decorative glass. Size restrictions apply to composite sidelights which are shown on the facing page.



Carnoustie

Birkdale

Penina (Left)

Penina (Right)

Monza

Troon

Muirfield

Solid

# Patterned Glass Options

All our door styles are also available in a standard range of 4 carefully selected patterned glass options. Pilkington Textures are also available by special order.




Cathedral



Pinpoint




Rain



Satin

# Decorative Glass Options

Decorative Glass transforms doors and makes a personal statement and we offer a range of styles to suit all budgets and tastes from the contemporary to the traditional. All our decorative glass is manufactured to the highest possible standards and can come as Energy Plus incorporating 'Low E' glass and Argon gas to give a centre pane 'U' value of 1.1 and to ensure that all our doors meet Door Energy Rating level of B as a minimum.



## Signature: Dorchester

For a traditional Victorian look, Dorchester is the perfect choice combining vibrant 'Spectrum Glass' with textured glass and traditional lead. Available in 3 border colour options: Amber, Blue and Green.



## Signature: Reflections

Stunning black chrome coming combined with satin and grey bevelled glass pieces, Reflections makes a classy yet striking statement encapsulated inside a double glazed unit for ease of cleaning.




## Signature: Modena

A modern twist on a traditional technique Modena combines hand cut textured glass pieces, contemporary fused glass elements and polished zinc coming.



## Signature: Matrix

Laser-cut stainless steel elements incorporated into a modern, polished zinc, linear design. The striking steel pieces are beautifully offset against a background of 'Rain' glass and small bevelled glass elements.



## Signature: Simplicity and Elegance

Both Simplicity and Elegance have proven to be hugely popular designs combining a combination of textured glasses with hand cut polished bevelled glass which sparkle in the sunlight. Simplicity is available in either Brass or Zinc came options.



## Signature: Classic and Flair

Simple yet classic designs that will suit any home. Both Classic and Flair are a combination of gently patterned glass with sparkling bevelled glass pieces encapsulated inside a high-performance double glazed unit.




## Signature: Zinc Star

Simple in design, Zinc Art Star combines glue chipped star bevels with a zinc coming. The decorative bevelled elements stand out from the neutral obscure glass that surrounds them in striking fashion.



## Etch Art: Murano

Combining etched glass with hand-made 'fused glass' elements, our Fusion Art ranges are a truly modern decorative glass option. Available in 5 colourways to complement or contrast with the door colour: Black, Blue, Green, Purple and Red.




## Etch Art: Tahoe

By combining Fusion glass tiles with small stainless steel elements and etched glass, Tahoe is a strikingly modern glazing option that is ideally suited for contemporary doorsets. With a range of five colour options, Black, Blue, Green, Purple and Red, the glass can be manufactured to complement your door colour beautifully.




## Etch Art: Linear

The simplicity of brilliant cut lines combined with soft satin glass gives Linear a classic appeal that suits both traditional and contemporary door styles. Only available in a limited range of door styles.




## Etch Art: Designer Etch

The delicately shaped clear glass bevels glisten against the etched glass surround and create a look of understated and tasteful elegance. With its coloured Blue, Green, Grey, Purple or Red borders to complement your door colour, Designer Etch allows you to harmoniously personalise your glass and door.




## Etch Art: Roma

An imaginative fusion of linear design and bold sweeping curves. The Roma design with sparkling glass bevels, are set against a background of etch-effect glass to create a stunning modern design.



### Etch Art: Kensington

The Kensington range of glass is simplistic, but elegant. The clear border combined with satin centre allows just the perfect amount of light to flood through the entrance of your home.



### Etch Art: Montreal

Sandblasted and Millennium glass are separated by an off centre clear dividing line offering a stunning, yet clean contemporary look to your door.



### Etch Art: Eiger

This European style design is produced using high grade brushed stainless Inox elements, that are bonded to the centre pane of glass using a specialist technique. The combination of Inox and etched glass provide a unique contrast.



### Etch Art: Tacoma & Yukon

The Takoma and Yukon ranges of glass are designed to focus on European styling that suits the door that surrounds them. Contemporary, clean, simple etched designs that have proved very popular when creating that modern feel.



### Etch Art: Quartz

A stunningly simple design, Quartz is created using hand cut glass centres, that are polished and bonded within a clear border. The contrast between texture and etch offers a beautiful combination.



### Etch Art: GridLite Etch

Simulated divided lights create the look of individual panes of glass, whilst maintaining the performance benefits of a single double glazed unit. Selectively etched panels ensure privacy without sacrificing natural light.




### Crystal Art: French

Using patented technology that allows for an incredibly intricate bevelled effect design, French also has enhanced security and sound insulation due to the materials used in their manufacture. Available in: Emerald, Onyx, Ruby and Sapphire.



### Crystal Art: Havana

Sophisticated, contemporary design incorporating various glass textures with clear 'came' lines. Havana is a twist on lineal Art Deco period style that is appealing, and provides insulated units with excellent acoustic values.




### Fusion Art: Symphony

Taking a 2000 year old glass technique of melting coloured glass together, our Fusion Art products are then triple glazed inside a high performance insulated glass unit to give the highest levels of thermal efficiency.



### Fusion Art: Cielo

The Cielo design is vibrant and visually stunning. Vividly coloured glass pieces are mounted on to a textured background, and fused together at high temperatures. Once cooled, the decorative element is triple glazed to create a high quality sealed unit. Available in Black, Blue, Copper, Green and Purple colour options.




### Fusion Art: Fuego

Fuego is a bold design that stands out from the crowd. Specifically designed for the Paris and Biarritz style Inox door, this modern fused glass range enables you to perfectly complement the glass with the door. Available in five colour options, Black, Blue, Copper, Green and Purple.




### Fusion Art: Lucero

Each piece of glass in the Lucero range will be unique due to the wispy random effect within the coloured fused glass. We use the chosen colour as the prominent feature in this design, then cut through it with a solid black stripe, creating a wonderfully contrasting piece. Available in Black, Blue, Copper, Green and Purple colour options.



### Fusion Art: Lindeza

This unique design is crafted by adding cut fusible glass pieces, and randomly placing crushed glass frit in a complimenting colour around them. This design is available in Black, Blue, Copper, Green and Purple and has a softer, rippled effect textured background.



### Resin Art: Bullseye

We have taken the traditional bullion and created a unit that is suitable for use in a modern door. With its deep, effective circular indentations, this will enhance any cottage style door, while maintaining the desired aesthetics.



### Overlay Art: Diamonds

A simple yet classic design that continues to be a favourite and complements anything from a country cottage to a smart town house. With a choice of either bevelled glass or a range of six vibrant colourways in either Blue, Green, Grey, Frost, Purple or Red, combined with a wide range of textured glass backing options, Diamonds is destined to become everyone's best friend.



### Millennium

Millennium is a totally different and modern way of adding obscurity to any door. Lineal etched lines cascade down both sides of the glass offering a real depth and decorative dimension to the glass.

# Decorative Glass Availability

	Carnoustie	Birkdale	Penina	St Andrews	Riviera	Portrush	Troon	Muirfield	Turnberry	Turnberry Grid	Lytham	Lytham Grid	Gleneagles	Belfry 1 & 3	Sunningdale	Pevero	Monza	Seminole 3 / 4 / 5	Chantilly	Vilamoura	Augusta	Augusta Long	Oakmont	Inox Lyon	Inox Monaco	Inox Munich	Inox Nice	Inox Barcelona	Inox Paris / Biarritz
Bullseye														■		▲													
Cielo																													■
Classic	■	■	■		■	▲	■	▲	▲						■			■	■										
Designer Etch	▲	▲	▲	▲	▲	▲	▲	▲	▲		▲		■		▲					▲									
Diamonds	■	■	■		▲	▲	▲	▲	▲		▲				▲		▲	▲	▲	▲									
Dorchester	■			■	■	▲	■	▲						■	▲				■	▲									
Eiger																					▲					■			
Elegance	■	■	■		■	▲	▲	▲	■		■				▲				▲	▲									
Etch Glass																												■	■
Etch Squares	▲																	▲			▲	▲			■				
Flair	■	■	■		▲	▲	▲	▲							▲				▲	▲	▲								
French	▲	▲	▲		▲	▲	▲	▲	■		▲		▲		▲				▲		▲								
Fuego																													■
GridLite Etch										■		■																	
Havana				■							▲		▲																
Kensington	■			▲	■	▲	■	▲	▲		▲		▲	▲	▲	▲	▲	▲	▲	■	▲	▲	■	■			■		
Lindeza																													■
Linear	■										■						■					■							
Lucero																								■			■		
Matrix	▲				▲	▲	▲	▲			▲				▲		■	▲	▲	▲	▲	■	▲						
Millennium	▲	▲	▲													▲	▲	▲	▲	▲	▲							■	
Modena	■						▲	▲	■				■						▲		▲								
Montreal											▲		▲											■					
Murano	■	■	■		■	▲	■	▲	■		■		■	■	■		■	■	■	■	■	■	■			■	■		
Quartz																													■
Reflections	■			■	▲	■	■	▲	■		■		■		■		■	■	■	■	■	■	■						
Roma	▲	▲	▲						▲						▲				■	■					■			■	
Simplicity	■	■		■	■	▲	▲	■	■		▲		■	■	■	▲	▲	▲	▲	■			▲						
Symphony	■						▲	▲			■		■		■		■	▲	▲	■	▲	▲				■			
Tahoe	▲							▲									■	■		■	▲	■	■	■	■	■	■		
Tacoma	▲	▲	▲																						■				■
Unique Number				▲																									
Yukon																													■
Zinc Star	▲	▲	▲		▲	▲	▲	▲	▲						■				▲	▲	▲								

■ Available and illustrated in brochure | ▲ Available but not illustrated in brochure

# TriSys Cut Out and Glass Size Chart

DoorCo Door Style	Cassette Description	Cassette Code	Screws per Cassette	Glass Size		Cut Outs	
				Width	Height	Width	Height
Augusta	Augusta	TS0848	10	203mm	1219mm	229mm	1245mm
Augusta Long	Full Length 7 x 64	TS0764	20	177mm	1625mm	204mm	1651mm
Belfry	Diamond Square	TS0707	4	190mm	190mm	216mm	216mm
Belfry 3	Diamond Square x 3	TS0707	4	190mm	190mm	216mm	216mm
Birkdale	Twin Arch Vertical	TS0836SR	14	203mm	912mm	229mm	940mm
Carnoustie	Twin Vertical	TS0836	14	203mm	912mm	229mm	940mm
Chantilly	Half Moon x 2	TSHR01	9	550mm	250mm	575mm	275mm
Gleneagles	3-Quarter Lite	TS2248	18	558mm	1219mm	584mm	1245mm
Lytham	Half Glazed	TS2236	16	558mm	912mm	585mm	940mm
Lytham Grid	Half Glazed with Grid	TS223609	16	558mm	912mm	585mm	940mm
Monza	Full Length 7 x 64	TS0764	20	177mm	1625mm	204mm	1651mm
Muirfield	Twin Tops	TS0806	4	203mm	152mm	229mm	178mm
Oakmont	Horizontal Vision Panel	TS0718	10	467mm	187mm	495mm	216mm
Penina	Twin Vertical Eye Brow	TS0836ST	14	203mm	912mm	229mm	940mm
Portrush	Half Moon	TSHR01	9	550mm	250mm	575mm	275mm
Riviera	Half Moon x 1	TSHR01	9	550mm	250mm	575mm	275mm
	Mid Panel 6 Panel x 2	TS0824	10	203mm	605mm	229mm	635mm
St Andrews	Craftsman (Capstone Screw/Plug) Glass height to radius 260mm Glass radius 622mm		16	584mm	332mm	609mm	280mm
Seminole 3	Twin Tops x 3	TS0806	4	152mm	203mm	178mm	229mm
Seminole 4	Twin Tops x 4	TS0806	4	152mm	203mm	178mm	229mm
Sunburst	Sunburst	TSHR05	9	550mm	250mm	575mm	275mm
Sunningdale	Mid Panel 6 Panel	TS0824	10	203mm	605mm	229mm	635mm
Troon	Twin Tops x 2	TS0806	4	203mm	152mm	229mm	178mm
	Mid Panel 6 Panel x 2	TS0824	10	203mm	605mm	229mm	635mm
Turnberry	Half Glazed Arch	TS2236RT	16	558mm	912mm*	585mm	940mm*
Turnberry Grid	Half Glazed Arch with Grid	TS223611	16	558mm	912mm*	585mm	940mm*
Vilamoura	Twin Tops x 2	TS0806	4	203mm	152mm	229mm	178mm
	Twin Vertical x 1	TS0836	14	203mm	912mm	229mm	940mm

\* Refers to arch length | Screw Size: 4.3 x 38mm Pan or Csk Head PVC Window Screw

# Technical Specifications

## DoorCo 44mm Door

- > Grained GRP SMC skins are available in a wide variety of styles and colours including wood stains
- > Stiles and Rails are manufactured from a water-resistant polymer
- > LVL is used as the main internal reinforcement
- > Skins and sub frame are bonded with a Urethane Adhesive Resin
- > The door is filled with CFC-Free Polyurethane Foam density 44.5 - 45.5kg/m<sup>3</sup>
- > Superior heat and sound insulation
- > Complimentary choice of grained reglazeable cassettes
- > Centre Pane Value of approximately 0.44
- > Doors have exceeded the requirements of PAS24
- > Q-Marked with full manufacturing traceability

## Glass

All the double and triple glazed units used in our doors are manufactured to the highest standard and come with internationally recognised accreditations for performance, strength and thermal efficiency.

## High Performance Units

All units are made with toughened glass to comply with EN12150, the International standard for safety glass. All units are manufactured to the EN1279 standard for quality of seal and life expectancy and come with a manufacturer's 10 year warranty.

## Thermally Efficient

All the glass in our range comes with Energy Plus as standard. They are manufactured using Pilkington K low emissivity glass and the airspace is filled with Argon gas to give industry leading thermal efficiency. In addition we only use warm edge spacer systems with Superspacer and DecoSeal.

## Security Option

All our glazing options can be supplied with a Security Plus upgrade where the outer pane of toughened glass is replaced with breakthrough resistant laminated glass.

# Care and Maintenance

Your new door should keep safe and secure for years to come however with all products and especially those that are exposed to the elements we recommend that you carry out a care and maintenance routine.

- > Door frames should be washed with warm soapy water, however stubborn stains can be removed using specialist PVC-u cleaners and by following the manufacturers' guidelines
- > The door leaf should only be cleaned using warm water or non-aggressive composite door wipes. No solvent-based product or abrasives should be used as these will damage the surface of the skin.
- > External glass should be cleaned with warm soapy water and cleaned with a proprietary glass cleaner.
- > Hardware can be cleaned with a mild detergent and wiped clean. No harsh chemicals or abrasives should be used.
- > Maintenance of the door may be required to maintain any guarantees from the installer. Hinges should be lubricated with engineering oil. Cylinders can be lubricated with Teflon-based products only, as other oils may cause degradation. If necessary, a small amount of lubricant can be applied to the moving parts such as letterplates, handles and knockers.





# DOORCO

COMPOSITE DOORS

**DOORCO LIMITED**

Motorway House | Charter Way | Macclesfield | Cheshire | SK10 2NY  
Telephone 01625 428 955 | Fax 01625 669 235 | Email [info@door-co.com](mailto:info@door-co.com)

[www.door-co.com](http://www.door-co.com)