



Distinction
doors

Contents

Colour Palette	04-05
Why us?	06-07
nxt-gen	08-23
Elegance Arch	26-27
Rustic Renown Collection	28-33
Solid Doors	34-35
NEW 3 Quarter Lite	36-37
Stable Doors	38-39
Quarter Glazed Doors	40-41
Infinity Collection	42-45
Esprit	46-51
70mm Doors	52-53
Little Extras Care & Maintenance	54-55
Full Door Range & Colour Guide	56-59


Distinction Doors are the UK's market leader in GRP composite doors for one reason: our doors are the best you can buy.

Design your bespoke door with our door-designer platform at: door-designer.co.uk



Please note,
door and glass colours shown should be used for guidance only as the limitations in photographic and printing processes may mean that colours of products vary from those illustrated






Make an *entrance*

Colour is one of the most important factors when choosing your new front door. To complement your home our low-maintenance colour finish is designed to stay looking good year after year, both on the inside and outside. Our range of colours, styles and glass options will make your door truly unique.

Stains

Standard



Black




Gold Oak



White



Rosewood



Blue



Green



Red

Premium



Distinction Anthracite Grey



Distinction Chartwell

Bespoke

For full colour availability per door style, see the Full Door Range & Colour Guide page. Any colour has an extended lead time and extra charges will apply.

Important note: due to the nature of the process together with the different materials/substrates relative to the door skins, glazing cassettes, door frame and Renolit foil film then colour shade and gloss level variation will inevitably occur from one another. If you are matching the door to a Renolit foil film frame, variation may occur and we cannot be held responsible if the colours do not match. If you are unsure about a colour match, please request a physical swatch sample from your supplier.

Why us?

Unparalleled Security

Our GRP composite doors offer enhanced security thanks to its rigid polymer sub-frame, high density insulated core and high impact resistant GRP skin.

read more here



Stunning Aesthetics

The woodgrain finish on our doors is developed from oak tree grain. You'll also find the same woodgrain effect and moulding design on the slim glazing cassette, giving a seamless and authentic finish.

Low Maintenance

Everything about our GRP composite door is designed to be easy to maintain - simply wipe clean with warm soapy water.

A Thermal Efficiency

The most energy efficient composite door on the market. 19% more thermally efficient than a 48mm solid timber core composite door. Look out for the 'A' to 'C' indicative energy ratings displayed on most pages. With 'A' delivering the highest performance levels.

Superb Sound Insulation

With a weighted noise reduction of 31 decibels it means you can be sure your new door will keep outside noise to a minimum.

Exceptional Durability

High impact resistant glass reinforced polyester (GRP) skin that will maintain its pristine appearance.

Triple Glazed Glass

Our triple glazed, laminated as standard insulated glass units encapsulate the decorative glazing between two panes of clear glass, protecting it and making it easy to keep clean.

Excellent Weatherproofing

With water resistant polymer composite rails, our doors will keep the weather at bay and will stay looking great for longer.



Secured by Design



Official Police Security Initiative

Tried, tested and trusted... High security composite doors

We believe that everyone should feel safe and secure in their home, that is why our products* are Secured by Design (SBD) accredited.

Secured by Design is a widely respected and long-established official police security initiative operated by the UK Police Service.

It provides a recognised standard for all security products which can deter and reduce crime, and help people live more safely.

Our SBD accredited products are available through SBD approved door fabricators only. They have been rigorously tested by a United Kingdom Accreditation Service (UKAS) accredited independent, third-party certification body and meet the security requirements of the SBD Police Preferred Specification.

For more information, please visit:
www.distinctiondoors.co.uk/secured-by-design

*Please note this does not include our cottage door and 70mm range



Distinction Anthracite Grey | Lunna


Introducing *nxt-gen...*

Whilst we feel the choice and quality of our doors are unparalleled; we are constantly striving to raise the bar, to improve our products and to give our customers more.

This can be seen very clearly in this addition to our range. It's called *nxt-gen* and for a very good reason.

The range features our latest innovation where the flush-fitted innerframe sits level with the moulding to give sleek lines and a finish which is unsurpassed.

Symmetry and balance are also very much key elements as we want you to look at your door and feel it is perfect in every way.



nxt-gen
next-generation


What makes our *nxt-gen* door *exceptional?*

- ✓ Incomparable security features
- ✓ Remarkable durability
- ✓ Low maintenance
- ✓ Excellent weatherproofing
- ✓ Superb sound insulation
- ✓ Stunning aesthetics
- ✓ Excellent thermal efficiency



RAL 5011 Steel Blue | Kara Brass


Esteem | Energy Rating C



Andorra
Zinc or Brass
Caming



Aspen



Edwardian



Kara
Zinc or Brass
Caming*



Lunna



Monza



Palma



Savana



Scotia
Zinc or Brass
Caming



Sierra



Trieste



Valentia

ALTERNATE
SIGNATURE
DESIGNS



Arch



Brow




* Kara Colour available in Zinc only.



Standard White | Mini Blind

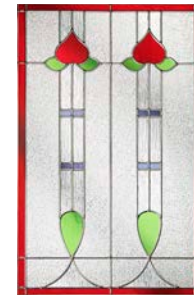
Elegance | Energy Rating C



Andorra
Zinc or Brass Caming




Aspen



Edwardian



Kara
Zinc or Brass Caming*



Lunna




Monza



Palma



Savana



Scotia
Zinc or Brass Caming



Sierra



Trieste



Valentia



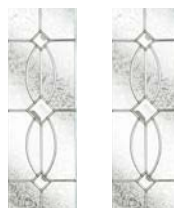
Team the RE05 with a Mini Blind to create the perfect back door.

* Kara Colour available in Zinc only.




RAL 3003 Ruby Red | Valentia

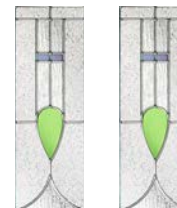
Eclat | Energy Rating C



Andorra
Zinc or Brass
Caming





Aspen




Edwardian




Kara
Zinc or Brass
Caming*




Lunna




Monza




Palma




Savana




Scotia
Zinc or Brass
Caming



Sierra



Trieste



Valentia

* Kara Colour available in Zinc only.



BS 08 B 17 Honey Beige | Andorra Zinc

Eclat Arch | Energy Rating A



Andorra
Zinc or Brass Caming



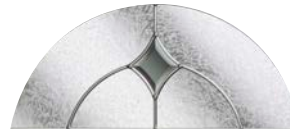
Aspen



Edwardian



Kara
Zinc or Brass Caming*



Lunna



Monza



Palma



Savana



Scotia
Zinc or Brass Caming



Sierra



Trieste



Valentia

ALTERNATE
SIGNATURE
DESIGN



Eclat Arch
with grid



* Kara Colour available in Zinc only.



Standard Black | Clear

Classical Half Glazed | Energy Rating C




Andorra
Zinc or Brass
Caming



Aspen



Edwardian



Kara
Zinc or Brass
Caming*



Lunna



Monza



Palma



Savana



Scotia
Zinc or Brass Caming



Sierra



Trieste



Valentia



* Kara Colour available in Zinc only.



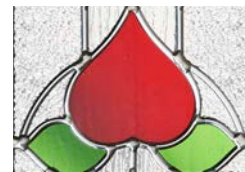
Classical | Energy Rating A




Andorra
Zinc or Brass Caming



Aspen



Edwardian



Kara
Zinc or Brass Caming*



Lunna



Monza



Palma



Savana



Scotia
Zinc or Brass Caming



Sierra



Trieste



Valentia

RAL 7038 Agate Grey | Palma

DESIGN YOUR DREAM DOOR AT DOOR-DESIGNER.CO.UK




* Kara Colour available in Zinc only.

new

NEW Craftsman | Energy Rating A




RAL 7042 Traffic Grey A | Kara Brass




Aspen



AVAILABLE
LATE MARCH 2022



Edwardian



Kara Brass



Monza



Palma

Available in White, Distinction Anthracite Grey & Bespoke colours only. Kara Zinc or Colour not available.


Craftsman



RAL 7012 Basalt Grey | Andorra Zinc

Signature Doors

Our Signature doors feature our projected glazing cassette.



In the range;
Elegance Arch • Rustic
Renown • Solid • 3 Quarter
Lite • Stable • Quarter Glazed
• Esprit • Infinity Collection

With over
4 million
Distinction doors sold to
date, our doors are the
best you can buy!



What makes our door *exceptional?*

- ✓ Incomparable security features
- ✓ Remarkable durability
- ✓ Low maintenance
- ✓ Excellent weatherproofing
- ✓ Superb sound insulation
- ✓ Stunning aesthetics
- ✓ Excellent thermal efficiency



RAL 7035 Light Grey | Monza


Elegance Arch | Energy Rating C



Andorra
Zinc or Brass Caming



Aspen



Edwardian



Kara
Zinc or Brass Caming*



Lunna



Monza



Palma



Savana



Scotia
Zinc or Brass Caming



Sierra



Trieste



Valentia



* Kara Colour available in Zinc only.



Rustic Renown | Energy Rating A



Andorra
Zinc or Brass
Caming



Aspen



Edwardian



Kara
Zinc or Brass
Caming*



Lunna



Monza



Palma



Savana



Scotia
Zinc or Brass
Caming



Sierra



Trieste



Valentia

RAL 3020 Traffic Red | Kara Zinc

DESIGN YOUR
DREAM DOOR AT
DOOR-DESIGNER.CO.UK



* Kara Colour available in Zinc only.

Rustic Renown Diamond | Energy Rating A



RAL 9001 Cream | Andorra Brass



Andorra
Zinc or Brass
Caming




Aspen




Edwardian




Kara
Zinc or Brass
Caming*



Lunna




Monza




Palma



Savana



Scotia
Zinc or Brass
Caming




Sierra



Trieste



Valentia



* Kara Colour available in Zinc only.

Rustic Renown Top | Energy Rating A



Rustic Renown Top

Distinction Chartwell | Sierra



Andorra
Zinc or Brass
Caming



Aspen



Kara
Zinc or Brass
Caming*



Lunna



Palma



Scotia
Zinc or Brass
Caming



Sierra



Trieste

* Kara Colour available in Zinc only.

Solid Doors | Energy Rating A



Retail Cottage | RAL 7042 Traffic Grey A



6 Panel



Cottage*



Retail Cottage

Available in white/black/
gold oak/rosewood/
Distinction chartwell &
anthracite grey



4 Panel New England



Flush



9 Panel Prestige

Only available in white

YOU CAN CHOOSE A DIFFERENT COLOUR FOR THE
INTERNAL AND EXTERNAL SIDE OF YOUR DOOR*

*Not SBD accredited. *Charges may apply.

new



NEW 3 Quarter Lite | Available Late February 2022

The 3 Quarter Lite features a beautiful large glazing aperture making it a truly unique front door option.



Kara Zinc



Monza



Palma

What makes our door *exceptional?*

- ✓ Incomparable security features
- ✓ Remarkable durability
- ✓ Low maintenance
- ✓ Excellent weatherproofing
- ✓ Superb sound insulation
- ✓ Stunning aesthetics
- ✓ Excellent thermal efficiency

RAL 7021 Black Grey | Kara

Kara Brass or Colour not available.



Stable Quarter RES05 | Standard Black | Mini Blind*

Stable Doors



Diamond

The Diamond glazing panel adds elegance to this traditional design.
Visit page 29 for glass options.



Renown

A door style that combines style and practicality, whilst giving your front or back door a look of real class.
Visit page 27 for glass options.



Top

A small glazing panel to give privacy, which can be opened up to create a large aperture - giving the best of both worlds.
Visit page 31 for glass options.



Quarter

Our latest stable door style features a larger aperture. It's the perfect choice teamed with the Mini Blind.
See next page for glass options.

- The perfect choice for a back door
- Solid option also available
- Increases natural light and ventilation
- Choose different colour options for the inside and outside of your stable door
- Constructed to provide stability, security, and weather protection



*Right hand mechanism only when viewed from the inside



REC39 | BS 16 C 33 Duck Egg | Clear

Quarter Glazed Doors



ES10



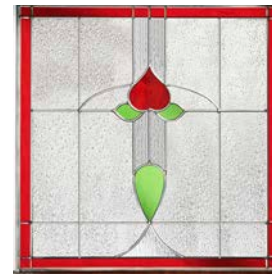
ESC39




ESC40



RR17




Edwardian



Kara Zinc



Mini Blind*



Clear



DD-Cots



DD-Stip

YOU CAN CHOOSE A DIFFERENT COLOUR FOR THE INTERNAL AND EXTERNAL SIDE OF YOUR DOOR*

* Right hand mechanism only when viewed from the inside. *Charges may apply. Kara Brass or Colour not available.



GD01 - Energy Rating A | RAL 7005 Mouse Grey

Infinity Collection

Our Infinity Collection is an addition to our already popular contemporary Esprit range. These on-trend grooved door styles will make a statement on your home.



GD02
Left/Centre/Right Available
Energy Rating C




GD03
Energy Rating A



GD04
Left/Right Available
Energy Rating A



GD05
Left/Right Available
Energy Rating A



more glass designs
on page 31



GD06
Left/Centre/Right Available
Energy Rating C




GD08 (Left/Centre/Right Available) - Energy Rating A | RAL 5023 Distant Blue | Lunna

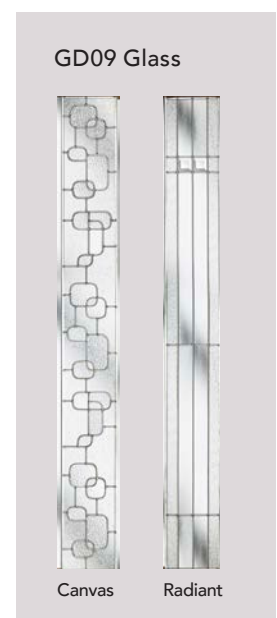
Find more *glass options* at door-designer.co.uk



GD07
Energy Rating A



GD09
Left/Centre/Right Available
Energy Rating C




GD10
Left/Centre/Right Available
Energy Rating C



more glass designs on page 11




C09
Left/Centre/Right
Cottage Design Available (REC09)
Energy Rating A



Bloom



Odessa




C12
Left/Centre/Right. Letterplate only available
with a door height of 1943mm or above.
Energy Rating C




Canvas



Radiant



C17
Left/Centre/Right Available
Energy Rating A




Cubic

Echo



C26
Left/Centre/Right Available
Energy Rating C



Matrix


Nevis



RAL 5023 Distant Blue | Glacier



Standard White | Eclipse



C07
Left/Right Available
Energy Rating A




Breeze



Glacier



C25
Energy Rating C



Eclipse



Tidal

70mm Double Rebated Doors

- Double rebated GRP composite doors
- Excellent energy efficiency
- Over 50% thicker than Signature doors
- Stand-out superior aesthetics
- 50mm triple glazed, laminated units for extra security. Glass available: Aspen, Edwardian, Kara (Zinc or Brass Caming only) and Monza
- Please note our 70mm range is **not** SBD accredited



4 Panel 70mm



6 Panel 70mm



Eclat 70mm



Eclat Arch 70mm



Cottage 70mm



Flush 70mm



Classical 70mm




Classical Half Glazed 70mm



Esteem 70mm



Elegance Arch 70mm



ESC22 70mm



ESC07 70mm



Elegance 70mm




Craftsman 70mm



ESC19 70mm



ESC09 70mm



LITTLE extras

Frames

Need a top light or side light?

Hardware

Various styles and finishes available.

Side Panels

Available in various designs.

Rain Deflector

Match your rain deflector to the same colour of your door, for that perfect finishing touch.

Care and Maintenance

Your Distinction GRP composite door has been designed to be easy to maintain.

To keep your door clean, prolong the life of the surface finish and protect your warranty, we recommend you wash it regularly using warm soapy water (washing up liquid is ideal) and a soft, lint-free cloth. If you live in a coastal area, in a heavily industrialised area or near a main road, you may need to clean your door more frequently.

It is important that you DO NOT use any of the following on your door:

- Abrasive cleaners or scouring pads
- Any type of bleach or solvent (e.g. white spirit, methylated spirit, cellulose thinners, acetone or nail varnish remover)
- Any type of adhesives or tack for providing temporary protection or fixing of seasonal or other decorations etc.
- High pressure or steam cleaners

Door Construction

Every Distinction GRP composite door is manufactured to the highest of standards to ensure it is strong, durable and secure. We have sold over four million doors to date, evidence of the quality and exacting specification we demand.

The door has a perimeter sub-frame of a solid, water-resistant polymer material, which is reinforced with Laminated Veneered Lumber (LVL). A thermoset GRP skin is bonded to this sub-frame and the core of the door is then filled with high density, 100% CFC-free polyurethane foam. Water resistant polymer composite rails protect the core from damage or water absorption and the high impact resistant thermoset GRP skin keeps your door looking great for longer!

The door's core is what makes it so thermally efficient and so good at reducing sound. In fact, it is the most thermally efficient door on the market, increasing your home's energy efficiency and saving you money on your energy bills.

Technical Figures

A Distinction GRP composite door has a wealth of facts and figures that prove its quality. The door:

- Reduces outdoor noise by an average of 31dB
- Achieves Global Warming Potential (GWP) score of less than 5
- Achieves Ozone Depletion Potential (ODP) score of zero

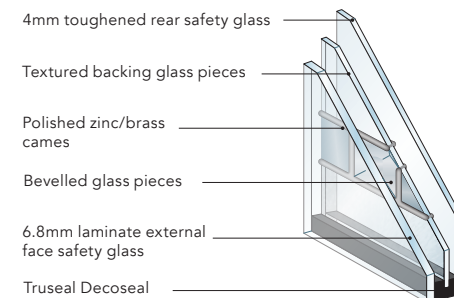
Energy Efficiency

Doors were tested at the University of Salford's Energy House. This represents a typical Salford 1919 terraced house and its construction represents 21% of the UK's current housing stock.

The house has been reconstructed in a fully environmentally controllable chamber, in which climatic conditions can be maintained, varied, repeated and patterns monitored. For the test, the inside temperature of the Energy House was 25°C with an exterior temperature of 5°C.

Glass

Construction example;



Features and benefits:

- Decorative triple glazing
- Protected from dust and weathering, easy to clean and stays looking good for longer
- Tested and CE marked
- 6.8mm glass laminated as standard
- 50mm units available for 70mm doors
- Glass patterns may vary
- Slight bubbles, lines and surface imperfections are all characteristics of glass. They are not to be considered as defects as they add character to decorative glass.

Speak to your supplier for *more information!*


nxt-gen



nxt-gen ES02 Esteem
nxt-gen CL02 Classical
nxt-gen CL03 Classical Half Glazed
nxt-gen EC01 Eclat
nxt-gen EC02 Eclat Arch
nxt-gen EL01 Elegance
nxt-gen CR01 Craftsman

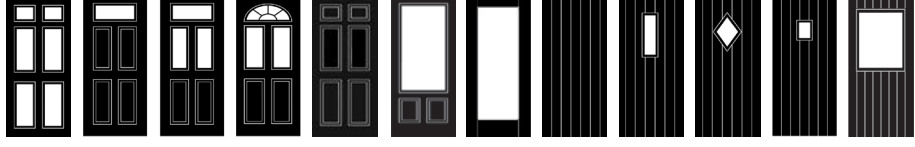


Signature



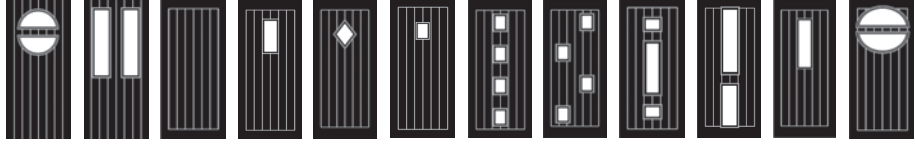
EL02 Elegance Arch
EL05 Elegance With Grid
EL06 Elegance Arch With Grid
ES01 New England
ES03 Esteem Arch
ES04 Esteem Eyebrow
ES05 Esteem Full Glaze
ES06 Esteem Arch Full Glaze
ES07 Esteem Eyebrow Full Glaze
ES08
ES09
EC04 Eclat Arch With Grid

Renown Collection



CL04
EC05 Eclat Craftsman
EC06 Eclat Craftsman Half Glaze
EC08
CL01 6 Panel
3 Quarter Lite
1 Lite
RE01 Cottage
RE02 Renown
RE03 Renown Diamond
RE04 Renown Top
RE05 Renown Half Glazed

Rustic Renown Collection

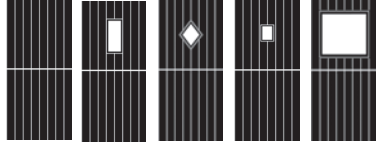


RE06 Renown Full Moon Horizontal
RE07 Renown Twin Vertical
RR01 Retail Cottage
RR02 Rustic Renown
RR03 Rustic Renown Diamond
RR04 Rustic Renown Top
RR05C (Left & Right Available)
RR06R (Left Available)
RR07
RR08
RR09
RR10



RR11C (Left & Right Available)
RR12 (Left & Right Available)
RR13 (Left & Right Available)
RR15
RR16R (Left Available)
RR17
RR18
RR19C
ES10
ESC39
ESC40
REC39

Stable Doors



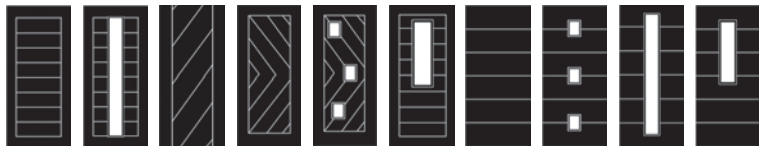
RES01
RES02
RES03
RES04
RES05

Side Panels



SP01
SP02
SP03
SP04
SP05
SP06

Infinity Collection



GD01
GD02C (Left & Right Available)
GD03L (Right Available)
GD04R (Left Available)
GD05R (Left Available)
GD06 (Left & Right Available)
GD07
GD08C (Left & Right Available)
GD09C (Left & Right Available)
GD10C (Left & Right Available)

Esprit




ESP01
ESC04R (Left Available)
ESC05C (Left & Right Available)
ESC06C (Left & Right Available)
ESC07R (Left Available)
ESC08
ESC09C (Left & Right Available)
ESC10C (Left & Right Available)
ESC12C (Left & Right Available)
ESC16C (Left & Right Available)
ESC17C (Left & Right Available)
ESC18C (Left & Right Available)



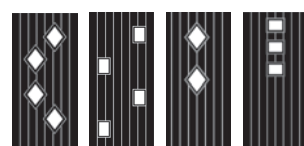
ESC19C (Left & Right Available)
ESC20C (Left & Right Available)
ESC21C (Left & Right Available)
ESC22
ESC23C (Left & Right Available)
ESC24
ESC25
ESC26C (Left & Right Available)
ESC27
ESC28
ESC29C (Left & Right Available)
ESC30



ESC32R (Left Available)
ESC33
ESC36
ESC38C (Left & Right Available)
REC04R (Left Available)
REC05C (Left & Right Available)
REC06C (Left & Right Available)
REC07R (Left Available)
REC08
REC09C (Left & Right Available)
REC10C (Left & Right Available)
REC13C (Left & Right Available)




REC14C (Left & Right Available)
REC15C (Left & Right Available)
REC16C (Left & Right Available)
REC17C (Left & Right Available)
REC18C (Left & Right Available)
REC19C (Left & Right Available)
REC23C (Left & Right Available)
REC24
REC25C (Left & Right Available)
REC26
REC27C (Left & Right Available)
REC29C (Left & Right Available)

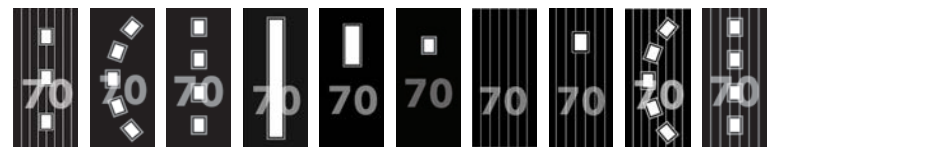


REC32R (Left Available)
REC35R (Left Available)
REC36
REC38C (Left & Right Available)

70mm



EL01-70
EL02-70
ES02-70
CL01-70
CL02-70
CL03-70
EC01-70
EC02-70
EC05-70
ESP01-70
REC14C-70 (Left & Right Available)
REC15-70



REC25C-70 (Left & Right Available)
ESC07R-70 (Left Available)
ESC09C-70 (Left & Right Available)
ESC12C-70 (Left & Right Available)
ESC19-70
ESC22-70
RES01-70
REC04-70
REC07R-70 (Left Available)
REC09C-70 (Left & Right Available)

Colour Guide



Standard Black	●	●	●	●
Standard White	●	●*	●	●
Standard Red	●	●	●	●
Standard Blue	●	●	●	●
Standard Green	●	●	●	●
Stains (Gold Oak and Rosewood)	●		●	●
Distinction Anthracite Grey	●	●*	● <small>(not in 762mm door)</small>	●
Distinction Chartwell	●	●		●
Bespoke	●	●*	●	●

*nxt-gen Craftsman available in White, Distinction Anthracite Grey and Bespoke only


**White on inside



	●		●		●
	●	●	●	●	●
	●		●		●
	●		●		●
	●		●		●
	●		●		●
	●		●		●
	●		●		●



Black White Red Blue Green Gold Oak



Rosewood Distinction Anthracite Grey Distinction Chartwell Bespoke (see page 4 for full range)

Distinction doors



nxt-gen patent approved. Door and glass colours shown in this brochure should be used for guidance only as the limitations in photographic and printing processes may mean that colours of products vary from those illustrated.

All doors are provided with white internal skins, as standard, although Gold Oak and Rosewood are also available stained on both sides. Bespoke coloured doors can be painted on one or both sides.

All information in this publication is provided for guidance only and is given in good faith. Distinction Doors reserve the right to alter specifications without prior notice. Reproduction of this brochure in whole or part is strictly forbidden without prior written consent. All images are for illustration purposes only. Published by Distinction Doors 2022 V06.

Copyright © Distinction Doors 2022



VISIT *door-designer.co.uk*